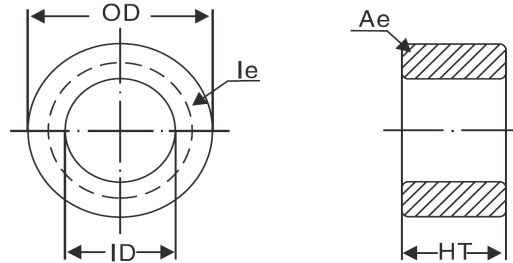


SPECIFICATION FOR APPROVAL

1.Material

Production:	Si-Fe Cores
KDM.P/N:	KSF520-060A
AL:	124(nH/N ²) ± 8%
Material:	60 μ
Coating Color:	Blue
Coating material:	epoxy
Coating Breakdown Voltage:	1500V, 0.5mA, 2Sec



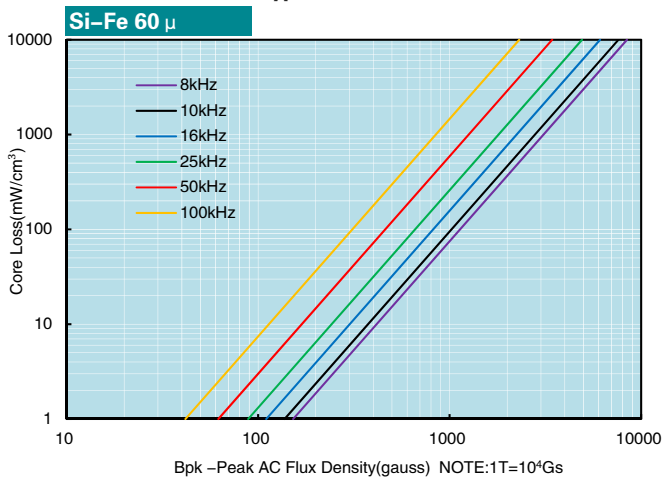
2.Physical Characteristics

Before Coating			After Coating			Le(cm)	Ae(cm ²)	V(cm ³)	W(cm ²)	Weight (g) (ref.)	Box Quantity (Pieces)
OD(Max.) in/mm	ID(Min.) in/mm	Ht(Max.) in/mm	OD(Max.) mm	ID(Min.) mm	Ht(Max.) mm						
5.218 132.54	3.094 78.59	0.800 20.32	133.96	77.04	21.72	32.428	5.347	173.400	46.591	1227.0	8

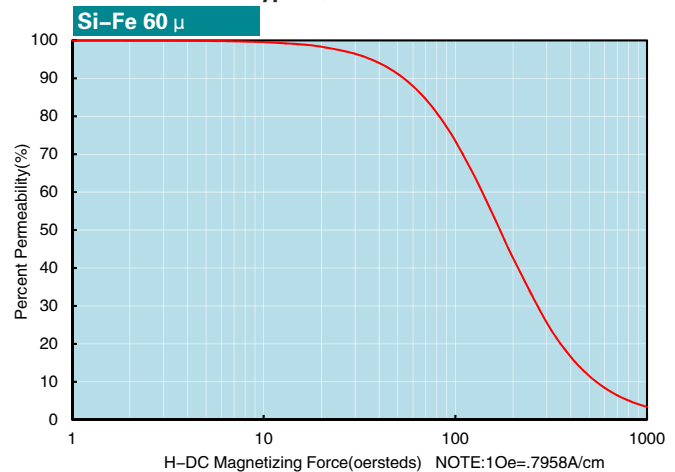
3.Electrical Parameters(Typical) Temperature(25°C ± 2°C)

Test Item	Test Condition	Value(Typical)	Test Instrument
Inductance	φ 0.8mm/103Ts, 20kHz/1V, I=0A (Evenly full windings)(均匀绕满)	1315.5 μ H ± 8%	CH3302
DC-Bias	φ 0.8mm/103Ts, 20kHz/1V, I=25A(H=100Oe) (Evenly full windings)(均匀绕满)	883.5 μ H (Min.)	WK3255B+WK3265B
Core Loss	50kHz/1000Gs	750mW/cm ³ (Max.)	SY-8219
Remarks	Set the internal resistance of LCR meter to 100Ω.(电感测试仪内阻设置100Ω)		

Core Loss Curves(Typical)



DC-Bias Curves(Typical)



KDM确认栏
KDM
Signature

**科达磁电
技术部**

客户确认栏
Customer
Signature

请在5个工作日内回签承认书, 否则此承认书将作为后续订单的OQC标准。若有疑问, 请及时联系我司RD部门。
Please sign back after approval within 5 working days, otherwise this approval sheet would be taken as OQC standard for subsequent orders. If you have any questions, please contact RD department in time.